

# Procedura usuwania kamienia Seria B HW (Układ gorącej wody)

1.

**RENEGITE 50g**

**UN2967  
SULPHAMIC  
ACID**

**BRVILOR  
BONAMAT**

**UN2967  
SULPHAMIC  
ACID**

**Przeczytaj instrukcje bezpieczeństwa.**

2.

**Rozpuść 100 gramów środka Renegite w 1 litra ciepłej wody (około 40°C). Mieszać roztwór do usuwania kamienia do całkowitego rozpuszczenia środka.**

3.

**Kod PIN: Naciśnij 1x K, 3x N (↑↑↑), 1x M (↓) i 1x N (↑).**

4.

**Naciśnij klawisz „M”.**

5.

**Naciśnij klawisz „M”.**

6.

**Naciśnij klawisz „M”.**

7.

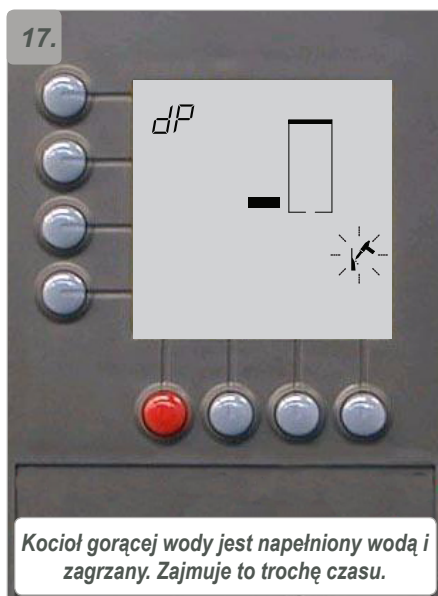
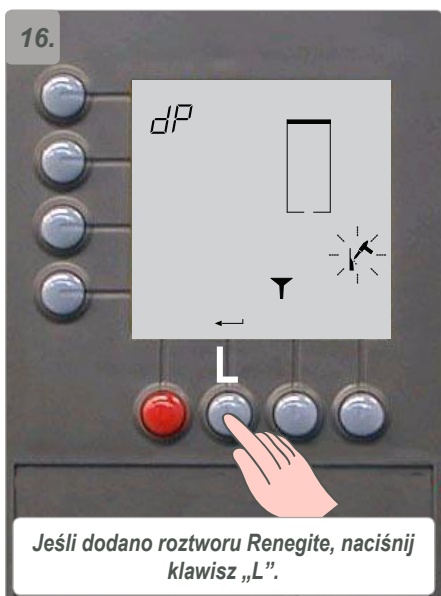
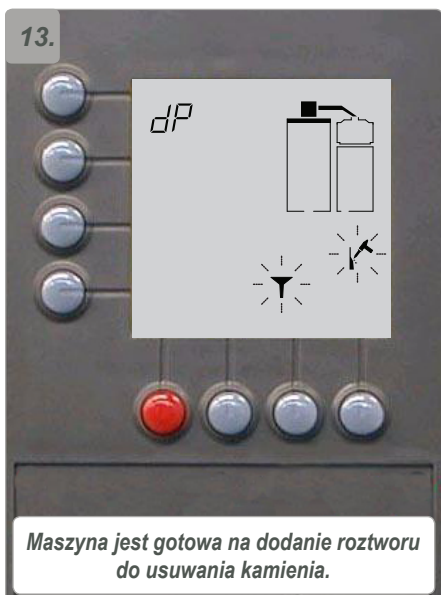
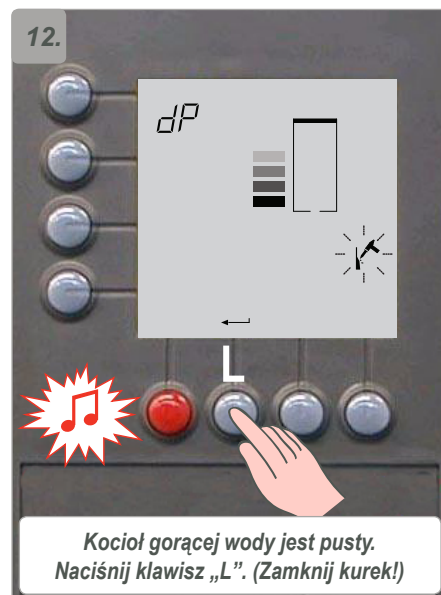
**Naciśnij klawisz „G”, aby uruchomić program usuwania kamienia.**

8.

**Naciśnij klawisz „L”, aby potwierdzić.**

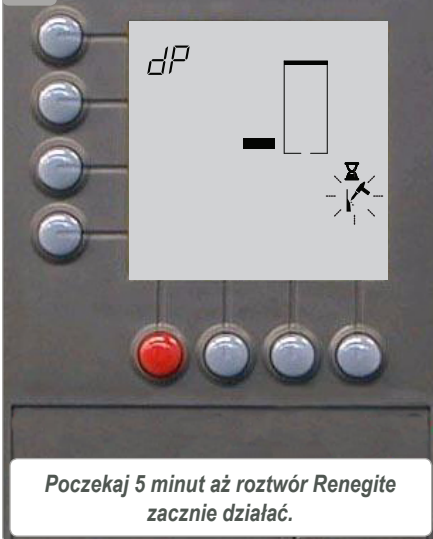
9.

**Miga symbol usuwania kamienia. Słychać sygnał dźwiękowy i migają klocki poziomu.**






19.



20.




21.



22.



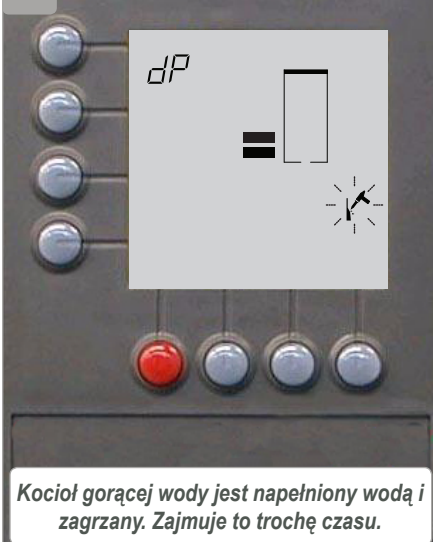
23.




24.



25.







26.

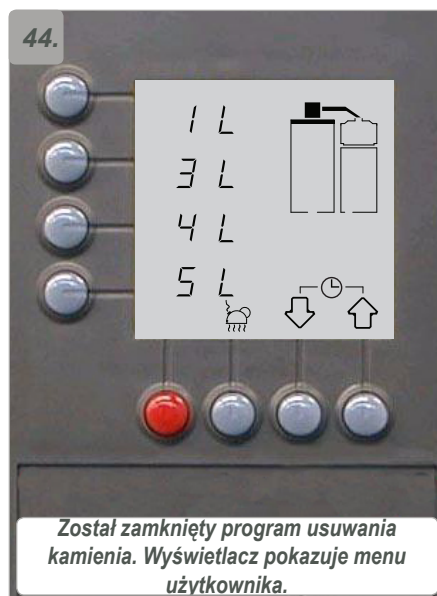
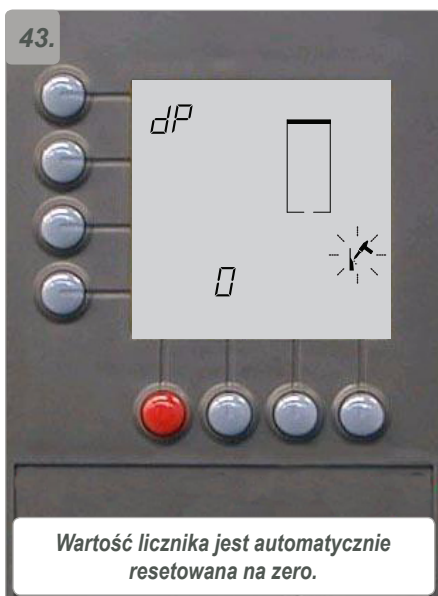






27.









**Uwaga:**  
Model referencyjny B5 L/R